



Synology DiskStation DS1513+

Quick Installation Guide

Table of Contents

Chapter 1: Before You Start

Package Contents	3
Synology DiskStation at a Glance	4
Safety Instructions	5

Chapter 2: Hardware Setup

Tools and Parts for Hard Disk Installation	6
Install Hard Disks	6
Start Up Your DiskStation	9
Add a RAM Module on DiskStation	10
Replace System Fan	12

Chapter 3: Install DiskStation Manager

Install DSM with Web Assistant	14
Learn More	14






Appendix A: Specifications

Appendix B: LED Indication Table


Before You Start

Before you start setting up DiskStation, please check the package contents to verify that you have received the items below. Please also read the safety instructions carefully before use to prevent your DiskStation from any damages.

Package Contents

Main unit x 1	AC power cord x 1
	
	RJ-45 LAN cable x 2
	
	Hard drive tray key x 2
Screws for 2.5" hard drives x 24	
	








Synology DiskStation at a Glance



No.	Article Name	Location	Description
1)	Power Button	Front Panel	The power button is used to turn Synology DiskStation on or off. To turn off Synology DiskStation, press the Power Button and hold it until you hear a beep sound and the Power LED starts blinking.
2)	LED Indicators	Front Panel	The LED indicator is used to display the status of the internal disk and the system. For more information, see "Appendix B: LED Indication Table" on Page 16.
3)	Hard Drive Trays	Front Panel	The hard drive trays are designed for loading the hard drives used in Synology DiskStation.
4)	Hard Drive Tray Locks	Front Panel	Each hard drive tray is equipped with one tray lock to lock or unlock the trays to the DiskStation.
5)	USB 2.0 Ports	Back Panel	The Synology DiskStation offers USB ports for adding additional external hard drives, USB printers, or other USB devices.
6)	USB 3.0 Ports		
7)	eSATA 1	Back Panel	The eSATA ports are used to connect external SATA disks or Synology Expansion Units ¹ to Synology DiskStation.
8)	eSATA 2		
9)	RESET Button	Back Panel	1. To restore IP, DNS, passwords for the admin account to default value. 2. To reinstall the Synology DiskStation.
10)	LAN Ports	Back Panel	The LAN ports are where you connect RJ-45 cable to Synology DiskStation.
11)	Power Port	Back Panel	The power port is where you connect the power cord to Synology DiskStation.
12)	Fans	Back Panel	The fans are built to exhaust waste heat out of Synology DiskStation. It will start automatically when the server starts. If the fan is malfunctioning, the system will play beep sounds every few seconds.

¹ For more information about Synology Expansion Unit supported by your DiskStation, please visit www.synology.com.

Safety Instructions

	<p>Keep away from direct sunlight and away from chemicals. Make sure the environment does not experience abrupt changes in temperature or humidity.</p>
	<p>Keep Synology product upright. Do not lay it down horizontally.</p>
	<p>Do not place the Synology product close to any liquid.</p>
	<p>Before cleaning, unplug the power cord first. Wipe Synology product with damp paper towels. Do not use chemical or aerosol cleaners to clean it.</p>
	<p>Do not place the Synology product on a cart, table, or desk, which is not stable to avoid the product from falling over.</p>
	<p>The power cord must plug in to the right supply voltage. Make sure that the supplied AC voltage is correct and stable.</p>
	<p>To remove all electrical current from the device, ensure that all power cords are disconnected from the power source.</p>
	<p>Risk of explosion if battery is replaced with an incorrect type. Dispose of used batteries appropriately.</p>

Hardware Setup

Tools and Parts for Hard Disk Installation

- A screwdriver
- At least one 3.5" or 2.5" SATA hard disk
(Please visit www.synology.com for compatible hard disk models.)

Warning: If you install a hard disk that contains data, the system will format the hard disk and erase all data. If you need the data in the future, please back it up before installation.

Install Hard Disks

- 1 Insert the hard drive tray key into the hard drive tray lock, turn the key counter-clockwise to unlock the handle of the hard drive tray, and then remove the key.



- 2 Press the lower part of the hard drive tray to pop out the handle.



3 Pull the hard drive tray handle in the direction as indicated below to remove the hard drive tray.



4 Load the hard disk in the hard drive tray.

- **For 3.5" Hard Disk:** Remove the fastening panels from the sides of the hard drive tray. Place the hard disk in the hard drive tray. Then insert the fastening panels to secure the hard disk in place.



- **For 2.5" Hard Disk:** Remove the fastening panels from the sides of the hard drive tray. Place the hard disk in the blue area (shown below) of the hard drive tray, turn the tray upside down, and then tighten the screws to secure the hard disk.



- 5 Insert the loaded hard drive tray into the empty hard drive bay.



Important: Make sure the tray is pushed in all the way. Otherwise, the hard disk might not be able to function properly.

- 6 Press the handle in flush with the front panel to hold the hard drive tray in place.
- 7 Insert the hard drive tray key into the hard drive tray lock, turn the key clockwise (to the "I" position) to lock the handle of the hard drive tray, and then remove the key.



- 8 Repeat the steps above to assemble the other hard disks you have prepared.
- 9 The disks' positions are numbered as shown below.



Note: If you want to set up a RAID set, it is recommended that all installed hard disks are of the same size to make the best use of hard disk capacity.

Start Up Your DiskStation

- 1 Use the LAN cable to connect DiskStation to your switch/router/hub.
- 2 Connect one end of the power cord to the power port of your DiskStation, and the other to the power outlet.



- 3 Press and hold the power button to turn on your DiskStation.



Your DiskStation is now online and detectable from a network computer.

Add a RAM Module on DiskStation

The optional Synology RAM module 2GB (DDR3) is designed for DiskStation memory expansion. Follow the steps below to install, check, or remove a RAM module on your DiskStation.


To install the RAM module:

- 1 Shut down your DiskStation. Disconnect all cables connected to your DiskStation to prevent any possible damages.
- 2 Remove the 5 screws that secure the top case. Lift off the case and place it to the side.



Important: When you remove the case, you expose sensitive internal components. Avoid touching anything other than the memory assembly when you remove or add memory.

- 3 Insert the new memory module in the slot:
 - a Align the notch on the gold edge of the module with the notch in the lower memory slot.
 - b Tilt the card and push the memory into the slot. Make sure the module is pushed in all the way.
 - c Use two fingers with firm, even pressure to push down on the memory module. You should hear a click when the memory is inserted correctly.



Important: Hold the memory module by its edges, and do not touch the gold connectors.

- 4 Replace the top case. Replace and tighten the 5 screws you removed in step 2.

- 5 Reconnect the cables you removed in step 1, and then press and hold the power button to turn on your DiskStation.

To make sure DiskStation recognizes the new memory capacity:

- 1 Install DiskStation Manager (DSM). (See the next chapter for more information.)
- 2 Log in to DSM as **admin** or a user belonging to the **administrators** group.
- 3 Check **Total Physical Memory** in **Main Menu > System Information**.

Basic information	
Server name	DiskStation
Serial number	A4G7N00620
Model name	DS1513+
Total Physical Memory	4096 MB

If your DiskStation does not recognize the memory or does not start up successfully, confirm that the memory is installed correctly.

To remove the RAM Module:

- 1 Follow step 1 and 2 of the "To install the RAM module" section to shut down your DiskStation, disconnect the cables, and then remove the top case.
- 2 Push the levers on the sides of the memory module in an outward direction to release the module from the memory card slot.
- 3 Hold the memory module by its notches and remove it from the slot.



- 4 Replace the top case. Replace and tighten the screws you removed in step 2.
- 5 Reconnect the cables you removed in step 1, and then press and hold the power button to turn on your DiskStation.

Replace System Fan

Your DiskStation will play beep sounds if either of the system fans is not working. Follow the steps below to replace the malfunctioning fan with a good one.

To replace the system fan:

- 1 Shut down your DiskStation. Disconnect all cables connected to your DiskStation to prevent any possible damages.
- 2 Fans are numbered as follows:



- 3 Remove the 2 screws that secure the malfunctioning fan.



- 4 Remove the malfunctioning fan:

- a Pull the fan from the back panel of your DiskStation.
- b Disconnect the fan cable from the connector located near the bottom of the fan socket, and then remove the fan.



5 Install the new fan:

a Connect the fan cable of the new fan to the fan connector.

b With the fan cable within the fan pointing at the bottom-right corner, place the fan into the fan socket.



6 Replace and tighten the 2 screws you removed in step 2.

Install DiskStation Manager

Synology DiskStation Manager (DSM) is a browser-based operating system which provides tools to access and manage your Synology DiskStation. When installation is complete, you will be able to log into DSM and start enjoying all the features of your Synology DiskStation. To get started, please see the steps below.

Install DSM with Web Assistant

Your Synology DiskStation comes equipped with Web Assistant, a browser-based installation tool which helps you download, configure, and install the newest version of Synology DiskStation Manager (DSM). Before installing DSM with Web Assistant, please check the following:

- Your computer and Synology DiskStation must be connected to the same local network.
- In order to download the latest version of DSM, Internet access must be available during installation.

After confirming, please follow the steps below:

- 1 Power on your Synology DiskStation.
- 2 Open a web browser on your computer and go to find.synology.com.

Note: Web Assistant is optimized for Chrome and Firefox web browsers.

- 3 Web Assistant will find your Synology DiskStation within the local network. The status of your DiskStation should be **Not Installed**.



- 4 Click **Connect** to begin the setup process. Follow the onscreen instructions to complete the setup process.

Learn More

Congratulations! You are now ready to manage and enjoy all the features of your Synology DiskStation. For more information regarding specific features, please check out [DSM Help](#) or refer to our online resources available at www.synology.com.

Specifications

Item	DS1513+
Internal HDD	3.5" or 2.5" SATA (II) x 5
Max. Capacity	<ul style="list-style-type: none"> • 20TB (5x 4TB hard drives) • 60TB (15x 4TB hard drives) with two DX513 (expansion units)
Hot Swappable HDD	Yes
External HDD Interface	<ul style="list-style-type: none"> • USB 3.0 x 2 • USB 2.0 x 4 • eSATA x 2
LAN Port	Gigabit x 4
USBCopy	No
Size (HxWxD) (mm)	157 x 248 x 233
Weight (Kg)	4.25
Supported Clients	<ul style="list-style-type: none"> • Windows XP onward • Mac OS X 10.5 onward • Ubuntu 9.04 onward
Max. User Accounts	2048
Max. Group Accounts	256
Max. Shared Folders	512
Max. Concurrent Connections	512
Max. Supported IP Cameras	20
File System	<ul style="list-style-type: none"> • EXT4 • EXT3, FAT, NTFS (External disk only)
Volume Type	<ul style="list-style-type: none"> • Basic • JBOD • RAID 0 • RAID 1 • RAID 5 • RAID 6 • RAID 10 • Synology Hybrid RAID
Agency Certifications	• FCC Class B • CE Class B • BSMI Class B
HDD Hibernation	Yes
Deep Sleep for Expansion Unit	Yes
Scheduled Power On/Off	Yes
Wake on LAN	Yes
Language Localization	<ul style="list-style-type: none"> • English • Deutsch • Français • Italiano • Español • Dansk • Norsk • Svensk • Nederlands • Русский • Polski • Magyar • Português do Brasil • Português Europeu • Türkçe • Český • 日本語 • 한국어 • 繁體中文 • 简体中文
Power Consumption And Environment Requirements	<ul style="list-style-type: none"> • Line voltage: 100V to 240V AC • Frequency: 50/60Hz • Operating Temperature: 40 to 95°F (5 to 35°C) • Storage Temperature: 15 to 155°F (-10 to 70°C) <ul style="list-style-type: none"> • Relative Humidity: 5% to 95% RH • Maximum Operating Altitude: 6500 feet (2000m)

LED Indication Table

LED Indication	Color	Status	Description
STATUS	Green	Static	Volume Normal
		Off	HDD Hibernation
	Orange	Static	Available volume space < 1GB
			Available volume space < 1 %
		Blinking	Volume degraded or crashed
	Green/orange	Alternating	DSM not installed
Front LAN	Green	Static	No internal disk
		Blinking	Gigabit connection
		Off	Network is active
Rear LAN (on upper side of jack)	Green	Static	Network is down
		Blinking	Gigabit connection
		Off	100 Mb connection
Rear LAN (on lower side of jack)	Green	Static	10 Mb connection
		Blinking	Network is connected
		Off	Network is active
Hard Drive Status Indicator (on tray)	Green	Static	Network is down
		Blinking	Disk ready
		Off	Disk is being accessed
	Orange	Static	No internal disk
ALERT	Orange	Blinking	Cannot Read/Write
		Off	FAN failure or over temperature
Power	Blue	Blinking	System normal
		Static	Power ready
		Blinking	Booting up
		Off	Shutting down
		Off	Power off

SYNOLOGY, INC.
END USER LICENSE AGREEMENT

IMPORTANT—READ CAREFULLY: THIS END USER LICENSE AGREEMENT ("EULA") IS A LEGAL AGREEMENT BETWEEN YOU (EITHER AN INDIVIDUAL OR A SINGLE ENTITY) AND SYNOLOGY, INC. AND ITS AFFILIATES, INCLUDING SYNOLOGY AMERICAN CORP AND SYNOLOGY UK LTD., (COLLECTIVELY, "SYNOLOGY") FOR ANY SYNOLOGY SOFTWARE, TOGETHER WITH ANY OTHER ASSOCIATED FIRMWARE, MEDIA, PRINTED MATERIALS AND "ONLINE" OR ELECTRONIC DOCUMENTATION (COLLECTIVELY, THE "SOFTWARE") AVAILABLE FOR DOWNLOAD AT WWW.SYNOLOGY.COM OR PROVIDED WITH OR INSTALLED ON A SYNOLOGY PRODUCT (THE "PRODUCT").

YOU AGREE TO BE BOUND BY THE TERMS OF THIS EULA BY OPENING THE PACKAGE CONTAINING THE SOFTWARE, INSTALLING THE SOFTWARE NOT OTHERWISE PRE-INSTALLED BY SYNOLOGY ON A PRODUCT OR OTHERWISE USING A PRODUCT THAT INCLUDES PRE-INSTALLED SOFTWARE. IF YOU DO NOT AGREE TO THE TERMS OF THIS EULA, DO NOT OPEN THE BOX CONTAINING THE PRODUCT, INSTALL THE SOFTWARE OR USE THE PRODUCT CONTAINING THE SOFTWARE. INSTEAD, YOU MAY RETURN THE PRODUCT TO THE RESELLER WHERE YOU PURCHASED IT FOR A REFUND IN ACCORDANCE WITH THE RESELLER'S APPLICABLE RETURN POLICY.

Section 1. Limited Software License. Subject to the terms and conditions of this EULA, Synology grants you a limited, non-exclusive, non-transferable, personal license to install, run and use one copy of the Software on the Product solely in connection with your authorized use of the Product.

Section 2. Documentation. You may make and use a reasonable number of copies of any documentation provided with the Software; provided, that such copies will only be used for internal business purposes and are not to be republished or redistributed (either in hard copy or electronic form) to any third party.

Section 3. Backup. You may make a reasonable number of copies of the Software for backup and archival purposes.

Section 4. Updates. Any software provided to you by Synology or made available on the Synology web site at www.synology.com ("Web Site") that updates or supplements the original Software is governed by this EULA unless separate license terms are provided with such updates or supplements, in which case, such separate terms will govern.

Section 5. License Limitations. The license set forth in Section 1 applies only to the extent you have ordered and paid for the Product and it states the entirety of your rights with respect to the Software. Synology reserves all rights not expressly granted to you in this EULA. Without limiting the foregoing, you will not, and you will not authorize or permit any third party to: (a) use the Software for any purpose other than in connection with the Product; (b) license, distribute, lease, rent, lend, transfer, assign or otherwise dispose of the Software or use the Software in any commercial hosted or service bureau environment; (c) reverse engineer, decompile, disassemble or attempt to discover the source code for or any trade secrets related to the Software, except and only to the extent that such activity is expressly permitted by applicable law notwithstanding this limitation; (d) adapt, modify, alter, translate or create any derivative works of the Software; (e) remove, alter or obscure any copyright notice or other proprietary rights notice on the Product; or (f) circumvent or attempt to circumvent any methods employed by Synology to control access to the components, features or functions of the Product or Software.

Section 6. Open Source. The Software may contain components licensed to Synology under the GNU General Public License ("GPL Components"), currently available at <http://www.gnu.org/licenses/gpl.html>. The terms of the GPL will control solely with respect to the GPL Components to the extent that this EULA conflicts with the requirements of the GPL with respect to your use of the GPL Components, and, in such event, you agree to be bound by the GPL with respect to your use of such components.

Section 7. Audit. Synology will have the right to audit your compliance with the terms of this EULA. You agree to grant access to Synology to facilities, equipment, books, records

and documents and to otherwise reasonably cooperate with Synology in order to facilitate any such audit.

Section 8. Ownership. The Software is valuable property of Synology and its licensors and is protected by copyright and other intellectual property laws and treaties. Synology or its licensors own all right, title and interest in and to the Software and all copyright and other intellectual property rights in the Software.

Section 9. Limited Warranty. Synology warrants that for a period of ninety (90) days after either your (a) installation of the Software on Products that do not include pre-installed Software or (b) use of a Product that includes pre-installed Software, as applicable, (the "Warranty Period"), the Software will substantially conform to Synology's published specifications for the Software, if any, or otherwise set forth on the Web Site. Synology will use commercially reasonable efforts to, in Synology's sole discretion, either correct any such nonconformity in the Software or replace any Software that fails to comply with the foregoing warranty, provided that you give Synology written notice of such noncompliance within the Warranty Period. The foregoing warranty does not apply to any noncompliance resulting from any: (w) use, reproduction, distribution or disclosure not in accordance with this EULA; (x) any customization, modification or other alteration of the Software by anyone other than Synology; (y) combination of the Software with any product, services or other items provided by anyone other than Synology; or (z) your failure to comply with this EULA.

Section 10. Support. During the Warranty Period, Synology will make available to you the support services. Following the expiration of the applicable Warranty Period, support for Software may be available from Synology upon written request.

Section 11. Disclaimer of Warranties. EXCEPT AS EXPRESSLY SET FORTH ABOVE, SYNOLOGY AND ITS SUPPLIERS PROVIDE THE SOFTWARE "AS IS" AND WITH ALL FAULTS. SYNOLOGY AND ITS SUPPLIERS HEREBY DISCLAIM ALL OTHER WARRANTIES, EXPRESS, IMPLIED OR STATUTORY, ARISING BY LAW OR OTHERWISE, INCLUDING BUT NOT LIMITED TO ANY IMPLIED WARRANTIES OF MERCHANTABILITY, FITNESS FOR A PARTICULAR PURPOSE OR USE, TITLE AND NONINFRINGEMENT, WITH REGARD TO THE SOFTWARE. WITHOUT LIMITING THE FOREGOING, SYNOLOGY DOES NOT WARRANT THAT THE SOFTWARE WILL BE FREE OF BUGS, ERRORS, VIRUSES OR OTHER DEFECTS.

Section 12. Disclaimer of Certain Damages. IN NO EVENT WILL SYNOLOGY OR ITS LICENSORS BE LIABLE FOR THE COST OF COVER OR FOR ANY INCIDENTAL, INDIRECT, SPECIAL, PUNITIVE, CONSEQUENTIAL OR SIMILAR DAMAGES OR LIABILITIES WHATSOEVER (INCLUDING, BUT NOT LIMITED TO LOSS OF DATA, INFORMATION, REVENUE, PROFIT OR BUSINESS) ARISING OUT OF OR RELATING TO THE USE OR

INABILITY TO USE THE SOFTWARE OR OTHERWISE UNDER OR IN CONNECTION WITH THIS EULA OR THE SOFTWARE, WHETHER BASED ON CONTRACT, TORT (INCLUDING NEGLIGENCE), STRICT LIABILITY OR OTHER THEORY EVEN IF SYNOLOGY HAS BEEN ADVISED OF THE POSSIBILITY OF SUCH DAMAGES.

Section 13. Limitation of Liability. SYNOLOGY'S AND ITS SUPPLIERS' LIABILITY ARISING OUT OF OR RELATING TO THE USE OR INABILITY TO USE THE SOFTWARE OR OTHERWISE UNDER OR IN CONNECTION WITH THIS EULA OR THE SOFTWARE IS LIMITED TO THE AMOUNT ACTUALLY PAID BY YOU FOR THE PRODUCT REGARDLESS OF THE AMOUNT OF DAMAGES YOU MAY INCUR AND WHETHER BASED ON CONTRACT, TORT (INCLUDING NEGLIGENCE), STRICT LIABILITY OR OTHER THEORY. The foregoing disclaimer of warranties, disclaimer of certain damages and limitation of liability will apply to the maximum extent permitted by applicable law. The laws of some states/jurisdictions do not allow the exclusion of implied warranties or the exclusion or limitation of certain damages. To the extent that those laws apply to this EULA, the exclusions and limitations set forth above may not apply to you.

Section 14. Export Restrictions. You acknowledge that the Software is subject to U.S. export restrictions. You agree to comply with all applicable laws and regulations that apply to the Software, including without limitation the U.S. Export Administration Regulations.

Section 15. U.S. Government License Rights. All Software provided to the U.S. Government is provided with the commercial license rights and restrictions described in this EULA. By installing, copying or using the Software, the U.S. Government agrees that the Software is "commercial computer software" or "commercial computer software documentation" within the meaning of FAR Part 12.

Section 16. Termination. Without prejudice to any other rights, Synology may terminate this EULA if you do not abide by the terms and conditions contained herein. In such event, you must cease use of the Software and destroy all copies of the Software and all of its component parts.

Section 17. Assignment. You may not transfer or assign your rights under this EULA to any third party. Any such transfer or assignment in violation of the foregoing restriction will be void.

Section 18. Applicable Law. Unless expressly prohibited by local law, this EULA is governed by the laws of the State of Washington, U.S.A. without regard to any conflict of law principles to the contrary. The 1980 U.N. Convention on Contracts for the International Sale of Goods or any successor thereto does not apply.

Section 19. Dispute Resolution. Any dispute, controversy or claim arising out of or relating to this Warranty, the Software or services provided by Synology with respect to the Software or the relationship between you and Synology

will be resolved exclusively and finally by arbitration under the current commercial rules of the American Arbitration Association if you reside in the United States, except as otherwise provided below. In such cases, the arbitration will be conducted before a single arbitrator, and will be limited solely to the dispute between you and Synology. The arbitration, or any portion of it, will not be consolidated with any other arbitration and will not be conducted on a class-wide or class action basis. The arbitration shall be held in King County, Washington, U.S.A. by submission of documents, by telephone, online or in person as determined by the arbitrator at the request of the parties. The prevailing party in any arbitration or legal action occurring within the United States or otherwise shall receive all costs and reasonable attorneys' fees, including any arbitration fee paid by the prevailing party. Any decision rendered in such arbitration proceedings will be final and binding on the parties, and judgment may be entered thereon in any court of competent jurisdiction. You understand that, in the absence of this provision, you would have had a right to litigate any such dispute, controversy or claim in a court, including the right to litigate claims on a class-wide or class-action basis, and you expressly and knowingly waives those rights and agrees to resolve any disputes through binding arbitration in accordance with the provisions of this Section 19. If you do not reside within the United States, any dispute, controversy or claim described in this Section shall be finally resolved by arbitration conducted by three neutral arbitrators in accordance with the procedures of the R.O.C. Arbitration Law and related enforcement rules. The arbitration shall take place in Taipei, Taiwan, R.O.C., and the arbitration proceedings shall be conducted in English or, if both parties so agree, in Mandarin Chinese. The arbitration award shall be final and binding on the parties and may be enforced in any court having jurisdiction. Nothing in this Section shall be deemed to prohibit or restrict Synology from seeking injunctive relief or seeking such other rights and remedies as it may have at law or equity for any actual or threatened breach of any provision of this EULA relating to Synology's intellectual property rights.

Section 20. Attorneys' Fees. In any arbitration, mediation, or other legal action or proceeding to enforce rights or remedies under this EULA, the prevailing party will be entitled to recover, in addition to any other relief to which it may be entitled, costs and reasonable attorneys' fees.

Section 21. Severability. If any provision of this EULA is held by a court of competent jurisdiction to be invalid, illegal, or unenforceable, the remainder of this EULA will remain in full force and effect.

Section 22. Entire Agreement. This EULA sets forth the entire agreement of Synology and you with respect to the Software and the subject matter hereof and supersedes all prior and contemporaneous understandings and agreements whether written or oral. No amendment, modification or waiver of any of the provisions of this EULA will be valid unless set forth in a written instrument signed by the party to be bound thereby.

SYNOLOGY, INC.
LIMITED PRODUCT WARRANTY

THIS LIMITED WARRANTY ("WARRANTY") APPLIES TO THE PRODUCTS (AS DEFINED BELOW) OF SYNOLOGY, INC. AND ITS AFFILIATES, INCLUDING SYNOLOGY AMERICA CORP AND SYNOLOGY UK LTD., (COLLECTIVELY, "SYNOLOGY"). YOU ACCEPT AND AGREE TO BE BOUND BY THE TERMS OF THIS WARRANTY BY OPENING THE PACKAGE CONTAINING AND/OR USING THE PRODUCT. IF YOU DO NOT AGREE TO THE TERMS OF THIS WARRANTY, DO NOT USE THE PRODUCT. INSTEAD, YOU MAY RETURN THE PRODUCT TO THE RESELLER WHERE YOU PURCHASED IT FOR A REFUND IN ACCORDANCE WITH THE RESELLER'S APPLICABLE RETURN POLICY.

Section 1. Definitions. (a) "Category I Product" means Synology product models RS810+, RS810RP+ and RX410. (b) "Category II Product" means Synology product models RS10613xs+, RS3413xs+, RS3412xs, RS3412RPxs, RS2212+, RS2212RP+, RS812+, RS812RP+, DS2413+, DS713+, DS3612xs, DS1812+, DS1513+, DS1512+, DS712+, DS3611xs, DS2411+, DS1511+, DS1010+, DS710+, DS509+, DS508, RS812, RS212, RS3411xs, RS3411RPxs, RS2211+, RS2211RP+, RS411, RS409RP+, RS409+, RS409, RS408-RP, RS408, RS407, RX1213sas, RX1211, RX1211RP, DX513, DX1211, DX510, DX5, RX4, VS240HD and RAM Module (1GB/2GB/4GB/8GB). (c) "Category III Product" means all other Synology product models purchased by Customer after March 1, 2008. (d) "Category IV Product" means all other Synology product models purchased by Customer before February 29, 2008. (e) "Customer" means the original person or entity purchasing the Product from Synology or an authorized Synology distributor or reseller. (f) "Product" means a Category I Product, Category II Product, Category III Product, or Category IV Product and any hardware incorporated into the product by Synology and any accompanying documentation. (g) "Software" means the Synology proprietary software that accompanies the Product when purchased by Customer, is downloaded by Customer at the Web Site, or is pre-installed on the Product by Synology, and includes any firmware, associated media, images, animations, video, audio, text and applets incorporated into the software or Product and any updates or upgrades to such software. (h) "Warranty Period" means: (i) the period commencing on the date the Product is purchased by Customer and ending (1) five years after such date for Category I Products; (2) three years after such date for Category II Products; or (3) two years after such date for Category III Products; or (4) one year after such date for Category IV Products. (i) "Web Site" means the Synology web site located at www.synology.com.

Section 2. Limited Warranty and Remedies

2.1 Limited Warranty. Subject to Section 2.7, Synology warrants to Customer that each Product (a) will be free of material defects in workmanship and (b) under normal use will perform substantially in accordance with Synology's published specifications for the Product during the Warranty Period. Synology warrants the Software as set forth in the accompanying end user license agreement provided with the Product, if any.

2.2 Product Registration. Customers may register Products with Synology and may obtain the manufacturing date for Category I Products, Category II Products and Category III Products at the Web Site. The failure to register a Product at the Web Site will not diminish the warranty rights set forth in Section 2.1. Synology is not responsible for Customer's failure to identify the manufacturing date of any Product.

2.3 Exclusive Remedy. If Customer gives notice of noncompliance with any of the warranties set forth in Section 2.1 within the applicable Warranty Period in the manner set forth below, then, upon verification of the noncompliance by Synology, Synology will, at Synology's option: (a) use commercially reasonable efforts to repair the Product, or (b) replace the noncomplying Product or part thereof upon return of the complete Product in accordance with Section 2.4. The foregoing sets forth Synology's entire

liability and Customer's sole and exclusive remedy for any breach of warranty under Section 2.1 or any other defect or deficiency in the Product. Customer will reasonably assist Synology to diagnose and validate any nonconformity with the Product. The warranty set forth in Section 2.1 does not include: (1) any warranty relating to the Software; (2) physical installation or removal of the Product from Customer's site; (3) visits to Customer's site; (4) labor necessary to effect repairs or replace defective parts other than during Synology's or its contracted service providers' normal local business hours, exclusive of weekends and service providers' holidays; (5) any work with any third party equipment or software; (6) any warranty of the hard disk if installed by Customer or any other third party; or (7) any warranty of compatibility with the hard disk.

2.4 Return. Any Product returned by Customer under Section 2.3 must be assigned a Return Merchandise Authorization ("RMA") number by Synology before shipment and must be returned in accordance with Synology's then current RMA procedures. Customer may contact any authorized Synology distributor or reseller or Synology Support to obtain assistance in obtaining an RMA, and must provide proof of purchase and product serial number when asking for such assistance. For warranty claims, Customer must return the complete Product to Synology in accordance with this Section 2.4 to be eligible for coverage under this Warranty. Any Product returned without an RMA number, or any Product that has been disassembled (except under the direction of Synology) will be refused and returned to Customer at Customer's expense. Any Product that has been assigned a RMA number must be returned in the same condition as it was received from Synology to the address designated by Synology, freight pre-paid, in packaging sufficient to protect the contents thereof and with the RMA number prominently displayed on the outside of the box. Customer is responsible for insurance and risk of loss with respect to returned items until they are properly received by Synology. A Product issued a RMA number must be returned within fifteen (15) days after issuance of the applicable RMA number.

2.5 Replacement by Synology. If Synology elects to replace any Product under this Warranty set forth in Section 2.1, then Synology will ship a replacement Product at Synology's expense via the shipping method selected by Synology after receipt of the nonconforming Product returned in accordance with Section 2.4 and validation by Synology that the Product does not conform to the warranty. Replacement Product will be new or serviceably used, comparable in function and performance to the original Product and warranted for the remainder of the original Warranty Period or thirty (30) days after it is shipped to Customer, whichever period is longer. Any Product found by Synology to be non-defective will be returned to Customer.

2.6 Support. During the Warranty Period, Synology will make available to Customer the support services. Following the expiration of the applicable Warranty Period, support for Products may be available from Synology upon written request.

2.7 Exclusions. The foregoing warranties and warranty obligations do not apply to any Product that (a) has been installed or used in a manner not specified or described in the Product specifications; (b) has been repaired, modified or altered by anyone other than Synology or its agent or

designee; (c) has been in any way misused, abused, or damaged; (d) has been used with items not provided by Synology other than the hardware or software for which the Product is designed; or (e) otherwise fails to conform to the Product specifications and such failure is attributable to causes not within or under Synology's control. Further, the foregoing warranties will be void if (1) Customer disassembles the Product except as authorized by Synology; (2) Customer fails to implement any correction, modification, enhancement, improvement or other update made available to Customer by Synology; or (3) Customer implements, installs or uses any correction, modification, enhancement, improvement or other update made available by any third party. The warranty set forth in Section 2.1 will terminate upon Customer's sale or transfer of the Product to a third party.

2.8 Disclaimer of Warranties. THE WARRANTIES, OBLIGATIONS, AND LIABILITIES OF SYNOLOGY AND THE REMEDIES OF CUSTOMER SET FORTH IN THIS WARRANTY ARE EXCLUSIVE AND IN SUBSTITUTION FOR, AND CUSTOMER HEREBY WAIVES, RELEASES AND DISCLAIMS, ALL OTHER WARRANTIES, OBLIGATIONS AND LIABILITIES OF SYNOLOGY AND ALL OTHER RIGHTS, CLAIMS AND REMEDIES OF CUSTOMER AGAINST SYNOLOGY, EXPRESS OR IMPLIED, ARISING BY LAW OR OTHERWISE, WITH RESPECT TO THE PRODUCT, ACCOMPANYING DOCUMENTATION OR SOFTWARE AND ANY OTHER GOODS OR SERVICES DELIVERED UNDER THIS WARRANTY, INCLUDING, BUT NOT LIMITED TO ANY: (A) IMPLIED WARRANTY OF MERCHANTABILITY OR FITNESS FOR A PARTICULAR PURPOSE OR USE; (B) IMPLIED WARRANTY ARISING FROM COURSE OF PERFORMANCE, COURSE OF DEALING, OR USAGE OF TRADE; (C) CLAIM OF INFRINGEMENT OR MISAPPROPRIATION; OR (D) CLAIM IN TORT (WHETHER BASED ON NEGLIGENCE, STRICT LIABILITY, PRODUCT LIABILITY OR OTHER THEORY). SYNOLOGY MAKES NO GUARANTEE AND SPECIFICALLY DISCLAIMS ANY WARRANTY THAT THE DATA OR INFORMATION STORED ON ANY SYNOLOGY PRODUCT WILL BE SECURE AND WITHOUT RISK OF DATA LOSS. SYNOLOGY RECOMMENDS THAT CUSTOMER TAKES APPROPRIATE MEASURES TO BACK UP THE DATA STORED ON THE PRODUCT. SOME STATES DO NOT ALLOW LIMITATIONS ON IMPLIED WARRANTIES, SO THE ABOVE LIMITATION MAY NOT APPLY TO CUSTOMER.

Section 3. Limitations of Liability

3.1 Force Majeure. Synology will not be liable for, or be considered to be in breach of or default under this Warranty on account of, any delay or failure to perform as required by this Warranty as a result of any cause or condition beyond its reasonable control (including, without limitation, any act or failure to act by Customer).

3.2 Disclaimer of Certain Damages. IN NO EVENT WILL SYNOLOGY OR ITS SUPPLIERS BE LIABLE FOR THE COST OF COVER OR FOR ANY INCIDENTAL, INDIRECT, SPECIAL, PUNITIVE, CONSEQUENTIAL OR SIMILAR DAMAGES OR LIABILITIES WHATSOEVER (INCLUDING, BUT NOT LIMITED TO LOSS OF DATA, INFORMATION, REVENUE, PROFIT OR BUSINESS) ARISING OUT OF OR RELATING TO THE USE OR INABILITY TO USE THE PRODUCT, ANY ACCOMPANYING DOCUMENTATION OR SOFTWARE AND ANY OTHER GOODS OR SERVICES PROVIDED UNDER THIS WARRANTY, WHETHER BASED ON CONTRACT, TORT (INCLUDING NEGLIGENCE), STRICT LIABILITY OR OTHER THEORY EVEN IF SYNOLOGY HAS BEEN ADVISED OF THE POSSIBILITY OF SUCH DAMAGES.

3.3 Limitation of Liability. SYNOLOGY'S AND ITS SUPPLIERS' LIABILITY ARISING OUT OF OR RELATING TO THE USE OR INABILITY TO USE THE PRODUCT, ANY ACCOMPANYING DOCUMENTATION OR SOFTWARE AND ANY OTHER GOODS OR SERVICES PROVIDED UNDER THIS WARRANTY IS LIMITED TO THE AMOUNT ACTUALLY PAID BY CUSTOMER FOR THE PRODUCT REGARDLESS OF THE AMOUNT OF DAMAGES CUSTOMER MAY INCUR AND WHETHER BASED ON CONTRACT, TORT (INCLUDING NEGLIGENCE), STRICT LIABILITY OR OTHER THEORY. The foregoing disclaimer of certain damages and limitation of liability will apply to the maximum extent permitted by applicable law. The laws of some states/jurisdictions do not allow exclusion or limitation of certain damages. To the extent that those laws apply to the Product, the exclusions and limitations set forth above may not apply to Customer.

Section 4. Miscellaneous

4.1 Proprietary Rights. The Product and any accompanying Software and documentation provided with the Product include proprietary and intellectual property rights of Synology and its third party suppliers and licensors. Synology retains and reserves all right, title, and interest in the intellectual property rights of the Product, and no title to or ownership of any intellectual property rights in or to the Product, any accompanying Software or documentation and any other goods provided under this Warranty is transferred to Customer under this Warranty. Customer will (a) comply with the terms and conditions of the Synology end user license agreement accompanying any Software furnished by Synology or an authorized Synology distributor or reseller; and (b) not attempt to reverse engineer any Product or component thereof or accompanying Software or otherwise misappropriate, circumvent or violate any of Synology's intellectual property rights.

4.2 Assignment. Customer will not assign any of its rights under this Warranty directly, by operation of law or otherwise, without the prior written consent of Synology.

4.3 No Additional Terms. Except as expressly permitted by this Warranty, neither party will be bound by, and each party specifically objects to, any term, condition or other provision that conflicts with the provisions of this Warranty that is made by the other party in any purchase order, receipt, acceptance, confirmation, correspondence or otherwise, unless each party specifically agrees to such provision in writing. Further, if this Warranty conflicts with any terms or conditions of any other agreement entered into by the parties with respect to the Product, this Warranty will prevail unless the other agreement specifically references the sections of this Warranty that it supersedes.

4.4 Applicable Law. Unless expressly prohibited by local law, this Warranty is governed by the laws of the State of Washington, U.S.A. without regard to any conflict of law principles to the contrary. The 1980 U.N. Convention on Contracts for the International Sale of Goods or any successor thereto does not apply.

4.5 Dispute Resolution. Any dispute, controversy or claim arising out of or relating to this Warranty, the Product or services provided by Synology with respect to the Product or the relationship between Customers residing within the United States and Synology will be resolved exclusively and finally by arbitration under the current commercial rules of the American Arbitration Association, except as otherwise provided below. The arbitration will be conducted before a single arbitrator, and will be limited solely to the dispute between Customer and Synology. The arbitration, or any portion of it, will not be consolidated with any other arbitration and will not be conducted on a class-wide or class action basis. The arbitration shall be held in King County, Washington, U.S.A. by submission of documents, by telephone, online or in person as determined by the

arbitrator at the request of the parties. The prevailing party in any arbitration or legal action occurring within the United States or otherwise shall receive all costs and reasonable attorneys' fees, including any arbitration fee paid by the prevailing party. Any decision rendered in such arbitration proceedings will be final and binding on the parties, and judgment may be entered thereon in any court of competent jurisdiction. Customer understands that, in the absence of this provision, Customer would have had a right to litigate any such dispute, controversy or claim in a court, including the right to litigate claims on a class-wide or class-action basis, and Customer expressly and knowingly waives those rights and agrees to resolve any disputes through binding arbitration in accordance with the provisions of this Section 4.5. For Customers not residing within the United States, any dispute, controversy or claim described in this section shall be finally resolved by arbitration conducted by three neutral arbitrators in accordance with the procedures of the R.O.C. Arbitration Law and related enforcement rules. The arbitration shall take place in Taipei, Taiwan, R.O.C., and the arbitration proceedings shall be conducted in English or, if both parties so agree, in Mandarin Chinese. The arbitration award shall be final and binding on the parties and may be enforced in any court having jurisdiction. Nothing in this Section shall be deemed to prohibit or restrict Synology from seeking injunctive relief or seeking such other

rights and remedies as it may have at law or equity for any actual or threatened breach of any provision of this Warranty relating to Synology's intellectual property rights.

4.6 Attorneys' Fees. In any arbitration, mediation, or other legal action or proceeding to enforce rights or remedies under this Warranty, the prevailing party will be entitled to recover, in addition to any other relief to which it may be entitled, costs and reasonable attorneys' fees.

4.7 Export Restrictions. You acknowledge that the Product may be subject to U.S. export restrictions. You will comply with all applicable laws and regulations that apply to the Product, including without limitation the U.S. Export Administration Regulations.

4.8 Severability. If any provision of this Warranty is held by a court of competent jurisdiction to be invalid, illegal, or unenforceable, the remainder of this Warranty will remain in full force and effect.

4.9 Entire Agreement. This Warranty constitutes the entire agreement, and supersedes any and all prior agreements, between Synology and Customer related to the subject matter hereof. No amendment, modification or waiver of any of the provisions of this Warranty will be valid unless set forth in a written instrument signed by the party to be bound thereby.