






















Accessory

Lens Selection Table

ACTi P/N	PLEN-0101	PLEN-0119	PLEN-0121	PLEN-0201	PLEN-0202	
						
Size	1/3"	1/3.2"	1/3"	1/3"	1/3"	
Mount	CS	CS	Board	CS	CS	
Type (IR Compatible)	IR	IR	IR	Normal	IR	
IRIS	Fixed	Fixed	Fixed	Manual	Manual	
Aperture (F)	1.8	2	2	1.2	1.6	
Focal Length (mm)	4.2	2.8	2.8	2.4~6	2.8~12	
Products - Field of View (HOR) (°)	E11		72			
	E12	62				
	E13	62				
	E21		72			
	E22	62				
	TCM-3111			92.5		
	TCM-4511				113.4~46	94~25.5
	TCM-5111					91.1~22.9

Accessory

Mounting Configuration Table

Indoor Dome				
	Flush Mount	L Type Wall Mount	Gang Box Converter	Pendant Mount
D51 E51 E52 E53 E54 TCM-3111 TCM-3511 KCM-3311	PMAX-1006 for all except PMAX-1008 for KCM-3311 	PMAX-0308 	PMAX-0801 (All Models except KCM-3311) 	PMAX-0101 + PMAX 0103 
Outdoor / Indoor Dome				
	Flush Mount	L Type Wall Mount	Pendant Mount	Pendant Mount / Box
ACM-7411 TCM-7411 TCM-7811 KCM-7111 KCM-7311	PMAX-1003 for all except PMAX-1004 for TCM-7811 	PMAX-0308 	PMAX-0101 + PMAX 0103 	PMAX-0101 + PMAX-0102 + PMAX-0700 
Gooseneck Wall Mount - Raised	Gooseneck Wall Mount - Flat	Gooseneck Wall Mount / Box	Heavy Duty Wall Mount	Heavy Duty Wall Mount / Box
PMAX-0101 + PMAX-0302 	PMAX-0101 + PMAX-0303 	PMAX-0101 + PMAX-0303 + PMAX-0700 	PMAX-0101 + PMAX-0305 	PMAX-0101 + PMAX-0305 + PMAX-0700 
Gooseneck Pole Mount	Gooseneck Pole Mount / Box	Heavy Duty Pole Mount	Heavy Duty Pole Mount / Box	
PMAX-0101 + PMAX-0303 + PMAX-0502 	PMAX-0101 + PMAX-0303 + PMAX-0502 + PMAX-0700 	PMAX-0101 + PMAX-0305 + PMAX-0502 	PMAX-0101 + PMAX-0305 + PMAX-0502 + PMAX-0700 	
Heavy Duty Corner Mount	Heavy Duty Corner Mount / Box	Gooseneck Corner Mount	Gooseneck Corner Mount / Box	
PMAX-0101 + PMAX-0305 + PMAX-0402 	PMAX-0101 + PMAX-0305 + PMAX-0402 + PMAX-0700 	PMAX-0101 + PMAX-0303 + PMAX-0402 	PMAX-0101 + PMAX-0303 + PMAX-0402 + PMAX-0700 	

* Use PMA-0104 Extension Tube when camera is suspended far below the mounting point.













 : Indoor  : Outdoor

* All specifications are subject to change without notice.
* All brand names and registered trademarks are the property of their respective owners.

Accessory

Mounting Configuration Table

	Box		Bullet	
	Pole Mount	Corner Mount	Pole Mount	Corner Mount
Box: E21 E22 TCM-5111 Bullet: E31 E32 E33 TCM-1111 TCM-1231	PMAX-0200/0201/0202 + PMAX-1101 + PMAX-0502 	PMAX-0200/0201/0202 + PMAX-1101 + PMAX-0402 	PMAX-1103 + PMAX-0502 	PMAX-1103 + PMAX-0402 

	Speed Dome			
	Gooseneck Pole Mount	Gooseneck Pole Mount / Box	Heavy Duty Pole Mount	Heavy Duty Pole Mount / Box
TCM-6630	PMAX-0306 + PMAX-0502 	PMAX-0306 + PMAX-0502 + PMAX-0700 	PMAX-0309 + PMAX 0502 	PMAX-0309 + PMAX-0502 + PMAX-0700 
Gooseneck Wall Mount - Raised	Gooseneck Wall Mount - Flat	Gooseneck Wall Mount / Box	Heavy Duty Wall Mount	Heavy Duty Wall Mount / Box
PMAX-0307	PMAX-0306	PMAX-0306 + PMAX-0700	PMAX-0309	PMAX-0309 + PMAX-0700
				
Gooseneck Corner Mount	Gooseneck Corner Mount / Box	Heavy Duty Corner Mount	Heavy Duty Corner Mount / Box	
PMAX-0306 + PMAX-0402	PMAX-0306 + PMAX-0402 + PMAX-0700	PMAX-0309 + PMAX-0402	PMAX-0309 + PMAX-0402 + PMAX-0700	
				
Pendant Mount	Pendant Mount / Box			
PMAX-0109	PMAX-0108 + PMAX-0700			
				

* Use PMAX-0104 Extension Tube when camera is suspended far below the mounting point.






: Indoor






: Outdoor

Accessory

Fixed Housings & Brackets



Outdoor Housing			
	PMAX-0200	PMAX-0201	PMAX-0202
			
Color	Beige	Beige	Beige
Material	Aluminum (Baked enamel)	Aluminum (Baked enamel)	Aluminum (Baked enamel)
Mounting	From bottom	From bottom	From bottom
Dimension (W x H x D)	147 x 140 x 470 mm (5.79" x 5.51" x 18.50")	147 x 140 x 470 mm (5.79" x 5.51" x 18.50")	113 x 106 x 410 mm (4.45" x 4.17" x 16.14")
Weight	2.34 kg (5.16 lb)	2.34 kg (5.16 lb)	2.7 kg (5.95 lb)
Certification	IP66, CE	IP66, CE	IP66, CE
Fan & Heater	Powered by AC 110V	Powered by AC 220V	N/A
Applied Model	E21 E22 TCM-5111		E21 E22 TCM-5111




Bracket			
	PMAX-1100	PMAX-1103	PMAX-1101
			
Color	Ivory	Silver-grey	Beige
Material	Plastic	Aluminum	Aluminum
Swivel Angle	N/A	360°	360°
Tilt Angle	90°	90°	90°
Maximun Load	3.5 kg (7.72 lb)	10 kg (22.05 lb)	10 kg (22.05 lb)
Dimension	L x Baseplate 175 x 89 mm (6.89" x 3.50")	W x L x H: 84 x 99 x 270 mm (3.31" x 3.90" x 10.63")	W x L x H: 84 x 99 x 270 mm (3.31" x 3.90" x 10.63")
Weight	0.5 kg (1.10 lb)	1 kg (2.20 lb)	1 kg (2.20 lb)
Applied Model	For Cameras: E21 E22 TCM-5111 KCM-5111 KCM-5211	For Cameras: E31 E32 E33 TCM-1111 TCM-1231	For Cameras: KCM-5211E KCM-5511 KCM-5611 For Outdoor Housings: PMAX-0200 PMAX-0201 PMAX-0202




* All specifications are subject to change without notice.
* All brand names and registered trademarks are the property of their respective owners.

Accessory

Dome Covers




Fixed Dome Cover				
	PDCX-0101	PDCX-0100	PDCX-0104	PDCX-0105
				
Environment	Indoor	Indoor	Indoor	Indoor
Color	Smoke dome cover	Smoke dome cover	Smoke dome cover	Smoke dome cover
Material	Plastic (PC / ABS)	Plastic (PC / ABS)	Plastic (PC / ABS)	Plastic (PC / ABS)
Diameter	96 mm (3.78")	96 mm (3.78")	96 mm (3.78")	96 mm (3.78")
Weight	0.23 kg (0.51 lb)	0.23 kg (0.51 lb)	0.52 kg (1.15 lb)	0.49 kg (1.08 lb)
Casing	Non-vandal proof	Non-vandal proof	Non-vandal proof	Non-vandal proof
Applied Model	TCM-3111	TCM-3511	D51; E51	E52; E53; E54




Fixed Dome Cover			
	PDCX-1102	PDCX-1101	PDCX-1104
			
Environment	Indoor	Indoor / Outdoor	Outdoor
Color	Smoke dome cover	Smoke dome cover	Smoke dome cover
Material	Plastic (PC / ABS)	Plastic (PC / ABS)	Plastic (PC / ABS)
Diameter	100 mm (3.94")	107.8 mm (4.25")	105.2 mm (4.14")
Weight	0.132 kg (0.29 lb)	0.26 kg (0.57 lb)	0.148 kg (0.33 lb)
Casing	Vandal proof	Vandal proof	Vandal proof
Applied Model	ACM-3701E	ACM-7411; TCM-7411 KCM-3311; KCM-7111 KCM-7311	TCM-7811





Speed Dome Cover			PTZ Dome Cover
	PDCX-0001	PDCX-1001	PDCX-1105
			
Environment	Outdoor	Outdoor	Indoor
Color	Transparent dome cover	Transparent dome cover	Smoke dome cover
Material	Plastic (PC / ABS)	Plastic (PC / ABS)	Plastic (PC)
Diameter	145 mm (5.71")	145 mm (5.71")	Φ134 x 77 mm (Φ5.28" x 3.03")
Weight	0.625 kg (1.38 lb)	0.64 kg (1.41 lb)	0.2 kg (0.45 lb)
Casing	Non-vandal proof	Vandal proof	Non-vandal proof
Applied Model		TCM-6630	KCM-8111

Accessory

Dome & PTZ Camera Mounting Accessories

	PMAX-0308	PMAX-0311	PMAX-0801
			
Name	L Type Wall Mount	L Type Wall Mount	Gang Box Converter
Environment	Indoor / Outdoor	Indoor	Indoor
Color	White	White	White
Material	Aluminum	Aluminum	Aluminum
Dimension (W x L x D)	157.7 x 113.3 x 230 mm (6.21" x 4.46" x 9.06")	157.7 x 113.3 x 230 mm (6.21" x 4.46" x 9.06")	140 x 140 x 6 mm (5.52" x 5.52" x 0.24")
Weight	1.2 kg (2.65 lb)	0.807 kg (1.78 lb)	0.4 kg (0.88 lb)
Applied Model	D51; E51; E52; E53; E54; ACM-7411; ACM-8511; TCM-3111; TCM-3511; TCM-7411; TCM-7811; KCM-3311; KCM-7111; KCM-7311	KCM-8111	D51; E51; E52; E53; E54 TCM-3111; TCM-3511




	PMAX-1001	PMAX-1002	PMAX-1003
			
Name	Flush Mount Kit	Flush Mount Kit	Flush Mount Kit
Environment	Indoor	Indoor	Outdoor
Color	White / Transparent dome cover	White / Smoke dome cover	White
Material	Plastic / Aluminum	Plastic / Aluminum	Plastic / Aluminum
Dimension (Ø x H)	197.2 x 160 mm (7.77" x 6.30")	197.2 x 160 mm (7.77" x 6.30")	197.2 x 72.8 mm (7.77" x 2.87")
Weight	0.85 kg (1.87 lb)	0.85 kg (1.87 lb)	0.58 kg (1.28 lb)
Applied Model	ACM-8511	ACM-8511	ACM-7411; TCM-7411 KCM-7111; KCM-7311




	PMAX-1004	PMAX-1006	PMAX-1008	PMAX-1010
				
Name	Flush Mount Kit	Flush Mount Kit	Flush Mount Kit	Flush Mount
Environment	Indoor	Indoor	Indoor	Indoor
Color	White	White	White	White
Material	Plastic / Aluminum	Plastic / Aluminum	Plastic / Aluminum	Plastic / Iron
Dimension (Ø x H)	197.2 x 86 mm (7.77" x 3.39")	197.2 x 72.8 mm (7.77" x 2.87")	197.2 x 72.8 mm (7.77" x 2.87")	220 x 105.4 mm (8.66" x 4.15")
Weight	0.6 kg (1.32 lb)	0.74 kg (1.63 lb)	0.58 kg (1.28 lb)	0.36 kg (0.79 lb)
Applied Model	TCM-7811	D51; E51; E52; E53; E54 TCM-3111; TCM-3511	KCM-3311	KCM-8111




* All specifications are subject to change without notice.
* All brand names and registered trademarks are the property of their respective owners.




Accessory

Dome & PTZ Camera Mounting Accessories

	PMAX-1009	PMAX-0310	PMAX-0802
			
Name	Hemispheric Camera Flush Mount Kit	Hemispheric Camera Wall Mount	Hemispheric Camera Surface Mount
Environment	Indoor	Indoor / Outdoor	Outdoor
Color	White	White	White
Material	Plastic / Aluminum	Plastic	Aluminum
Dimension (Ø x H)	197.2 x 72.1 mm (7.77" x 2.84")	150 x 34 mm (5.91" x 1.34")	146.5 x 15 mm (5.77" x 0.59")
Weight	0.62 kg (1.37 lb)	0.2 kg (0.44 lb)	0.218 kg (0.48 lb)
Applied Model	KCM-3911	KCM-3911; KCM-7911	KCM-7911



	PMAX-0305	PMAX-0309	PMAX-0303
			
Name	Heavy Duty Wall Mount	Heavy Duty Wall mount - For TCM-6630	Gooseneck Without Bracket
Environment	Indoor / Outdoor	Indoor / Outdoor	Indoor / Outdoor
Color	White	White	White
Material	Aluminum	Aluminum	Aluminum
Dimension (W x L x H)	90 x 145 x 232 mm (3.55" x 5.71" x 9.14")	190 x 145 x 232 mm (7.49" x 5.71" x 9.14")	323 x 90 x 351 mm (12.73" x 3.55" x 13.83")
Weight	1.05 kg (2.31 lb)	1.2 kg (2.65 lb)	1.24 kg (2.73 lb)




	PMAX-0302	PMAX-0306	PMAX-0307
			
Name	Gooseneck With Bracket	Gooseneck Without Bracket - For TCM-6630	Gooseneck With Bracket - For TCM-6630
Environment	Indoor / Outdoor	Indoor / Outdoor	Indoor / Outdoor
Color	White	White	White
Material	Aluminum	Aluminum	Aluminum
Dimension (W x L x H)	323 x 134 x 355 mm (12.73" x 5.28" x 13.99")	323 x 90 x 351 mm (12.73" x 3.55" x 13.83")	323 x 134x 355 mm (12.73" x 5.28" x 13.99")
Weight	1.49 kg (3.28 lb)	1.4 kg (3.07 lb)	1.68 kg (3.70 lb)



	PMAX-0402	PMAX-0502	PMAX-0700
			
Name	Corner Mount Kit	Pole Mount Kit	Junction Box
Environment	Indoor / Outdoor	Indoor / Outdoor	Indoor / Outdoor
Color	White	White	White
Material	Aluminum	Aluminum	Aluminum
Dimension	W x L x D: 330 x 206 x 206 mm (13.0" x 8.12" x 8.12")	Ø x H: 203 x 240 mm (8.0" x 9.45")	W x L x D: 220 x 208 x 155 mm (8.67" x 8.20" x 6.11")
Weight	1.35 kg (2.98 lb)	0.85 kg (1.87 lb)	2.04 kg (4.50 lb)

Accessory

Dome & PTZ Camera Mounting Accessories

	PMAX-0101	PMAX-0110
		
Name	Mount Kit	Mount Kit
Environment	Indoor / Outdoor	Indoor
Color	White	White
Material	Aluminum	Aluminum
Dimension (Ø x H)	152 x 74 mm (5.99" x 2.92")	152 x 75 mm (5.99" x 2.95")
Weight	0.75 kg (1.65 lb)	0.37 kg (0.82 lb)
Applied Model	D51; E51; E52; E53; E54; ACM-7411; ACM-8511; TCM-3111; TCM-3511; TCM-7411; TCM-7811; KCM-3311; KCM-7111; KCM-7311	KCM-8111


	PMAX-0102	PMAX-0103	PMAX-0104
			
Name	Straight Tube Without Bracket	Straight Tube With Bracket	Extension Tube
Environment	Indoor / Outdoor	Indoor / Outdoor	Indoor / Outdoor
Color	White	White	White
Material	Aluminum	Aluminum	Aluminum
Dimension	W x L x H: 140 x 90 x 255 mm (5.52" x 3.55" x 10.05")	W x L x H: 140 x 134 x 309 mm (5.52" x 5.28" x 12.17")	Ø x H: 51.8 x 540.3 mm (2.04" x 21.29")
Weight	0.63 kg (1.39 lb)	0.88 kg (1.94 lb)	0.91 kg (2.01 lb)

	PMAX-0108	PMAX-0109
		
Name	Straight Tube Without Bracket - For TCM-6630	Straight Tube With Bracket - For TCM-6630
Environment	Indoor / Outdoor	Indoor / Outdoor
Color	White	White
Material	Aluminum	Aluminum
Dimension (W x L x H)	140 x 90 x 286 mm (5.52" x 3.55" x 11.27")	140 x 134 x 340 mm (5.52" x 5.28" x 13.40")
Weight	0.8 kg (1.76 lb)	1.06 kg (2.34 lb)


* All specifications are subject to change without notice.
* All brand names and registered trademarks are the property of their respective owners.

Accessory


Power Adapter

PPBX-0002	
	
Name	Universal Power Adapter
Input	AC 100~240V
Output	DC 12V/ 1.5A
Connectors	4 different connectors included: 2 flat blades/2 round pins/3 flat blades UK type plug/oblique flat blades
Certificate	FCC, UL/cUL, PSE, CE, C-Tick, GS
Dimension (W x D x H)	145 x 106 x 53 mm (5.71" x 4.17" x 2.09")
Weight	0.175 kg (0.386 lb)


High PoE Injector

PPOE-0100	
	
Standard Compliance	IEEE 802.3at Power over Ethernet
Ethernet Connector	2xRJ-45
Ethernet Data Rate	10/100/1000 Mbps
Injector's Output Voltage	DC 55V, 0.6A
Dimension (W x D x H)	53 x 32.5 x 140 mm (2.09" x 1.28" x 5.5")
Power Cord (Included in Package)	Input: AC 100-240V, 0.8A (2 flat blades)
Applied Devices	IEEE 802.3at compliant with 2-event classification IEEE 802.3af backward compatible

PoE Injectors

	PPOE-0000	PPOE-1000	PPOE-3000	PPOE-4000
				
Standard Compliance	IEEE 802.3af Power over Ethernet			
Ethernet Connector	2xRJ-45			
Ethernet Data rate	10/100 Mbps			
Injector's Output Voltage	DC 48V, 0.4A			
Dimension (W x D x H)	73 x 55 x 24 mm (2.88" x 2.17" x 0.95")			
Power Adapter (Included in Package)	Input: 100~240V (2 flat blades)	Input: 100~240V (2 round pins)	Input: 100~240V (3 flat blades UK type plug)	Input: 100~240V (oblique flat blades)
Supported Country	US/Japan	Europe	UK	Australia
Applied Devices	PoE Class 1, 2 and Class 3 (IEEE802.3af) compliant ACTi devices			

Rackmount Kits

	RMK-2000	RMK-3000
		
Color	Black	Black
Material	Heavy-duty steel	Heavy-duty steel
Max. Number of Device Supported	8	8
Cooling Fan	8 (60 x 60 x 25 mm) (2.36" x 2.36" x 0.98")	N/A
Power for Fan	Input : 100-240 Vac AC-DC adapter Output: 12 Vdc / 1.5 A	N/A
Dimension (W x D x H)	505.4 x 216.25 x 176.3 mm (19.90" x 8.52" x 6.95") Rack-mountable (4U)	481.6 x 200.1 x 177 mm (18.98" x 7.88" x 6.97") Rack-mountable (4U)
Weight	7.5 kg (16.53 lb)	3.5 kg (7.72 lb)
Applied Devices	ACD-2000Q, ACD-2100 ACD-3100, TCD-2100	ACD-2000Q, ACD-2100 ACD-3100, TCD-2100
Front-Bezel	• R306-00004-000 (For ACD-2100 / ACD-2000Q / ACD-3100) • R306-00007-000 (For General)	• R306-00014-000 (For ACD-2100 / ACD-2000Q / ACD-3100) • R306-00009-000 (For General)